

# 4G+ Cat6 AC1200 Wireless Dual Band Gigabit Router

Model: MB235-4G



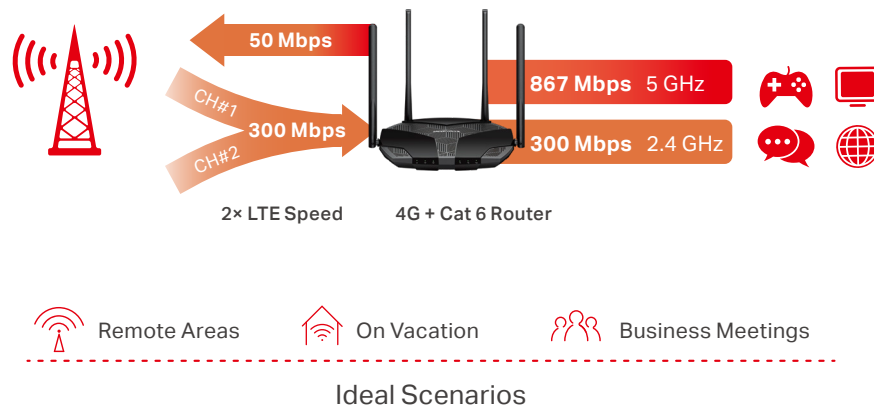
## // Highlights

- 867 Mbps + 300 Mbps Dual Band Wi-Fi†
- Full Gigabit Ports
- Connect up to 64 Devices†
- 4× External Antennas
- Easy App Control



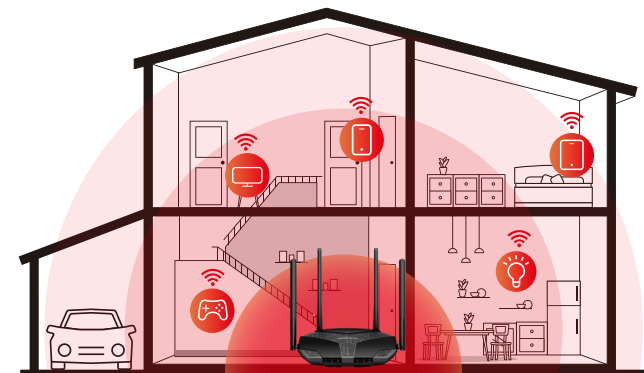
## // Extra Fast 4G+ Cat 6 Speed for Reliable Dual Band Wi-Fi

MB235-4G supports 4G+ Cat 6 with Carrier Aggregation, delivering superfast LTE speeds up to 300 Mbps download and 50 Mbps upload. It can also share a dual band 1200 Mbps Wi-Fi network for gaming, streaming, and more.<sup>†‡</sup>



## // Designed for Maximum Network Coverage

Advanced external antennas deliver stable, efficient connections across all devices. LTE antennas can be replaced with high-power alternatives for enhanced 4G LTE signal strength and coverage.



## // Share Wi-Fi with Ease

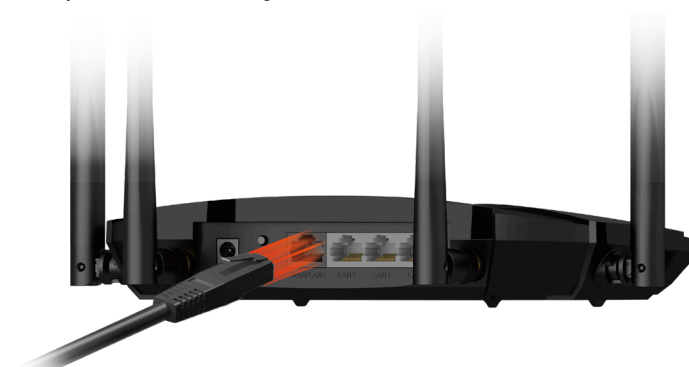
Effortlessly convert a 3G/4G signal into Wi-Fi and share it with up to 64 devices while maintaining stable and reliable network performance.



Connect up to 64 devices

## // Reliable WAN Connection Backup

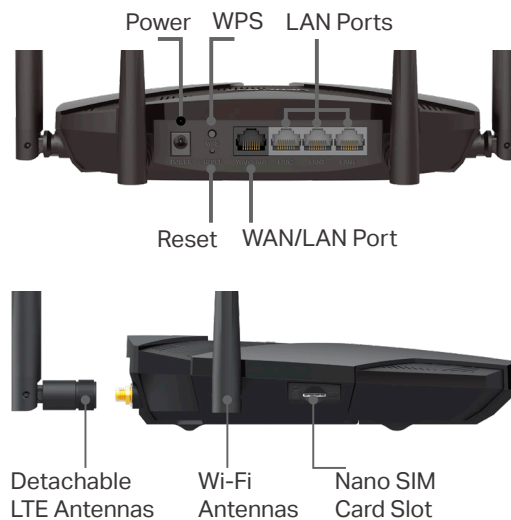
Equipped with a versatile LAN/WAN port, MB235-4G doubles as a router compatible with cable, fiber, and DSL modems, ensuring uninterrupted connectivity.



## // Specifications

### Hardware

- **LTE:**  
Download Speed 300 Mbps + Upload Speed 50 Mbps<sup>†</sup>
- **Ports:**  
1× Gigabit WAN/LAN Port + 3× Gigabit LAN Ports
- **Button:** WPS Button, Reset Button
- **Antennas:**  
2× External Detachable 4G LTE Antennas  
2× External Wi-Fi Antennas
- **Dimensions:**  
209 × 171.9 × 41.7 mm (8.2 × 6.8 × 1.6 in)
- **External Power Supply:**  
12V/1A



### Wireless

- **Network Type (EU):**  
FDD-LTE: B1/B3/B5/B7/B8/B20/B28  
(2100/1800/850/2600/900/800/ 700 MHz)  
TDD-LTE: B38/B40 (2600/2300 MHz)  
DC-HSPA+/HSPA+/UMTS: B1/B5/B8 (2100/850/900 MHz)
- **Wireless Standards:** IEEE 802.11ac/a/b/g/n
- **Frequency:** 2.4 GHz, 5 GHz
- **Signal Rate:** 867 Mbps (5 GHz) + 300 Mbps (2.4 GHz)<sup>†</sup>
- **EIRP (CE):**  
2.4 GHz < 20dBm (EIRP)  
5 GHz < 23dBm (EIRP)
- **Reception Sensitivity:**  
11g 6Mbps: -95dBm  
11g 54Mbps: -77dBm  
11n HT20 MCS7: -74dBm  
11n HT40 MCS7: -71dBm  
11a 6Mbps: -92dBm  
11a 54Mbps: -75dBm  
11ac VHT20 MCS8: -70dBm  
11ac VHT40 MCS9: -65dBm  
11ac VHT80 MCS9: -61dBm
- **Wireless Function:**  
Smart Connect, WPS, Wireless Schedule
- **Wireless Security:**  
WPA-PSK / WPA2-PSK / WPA3-SAE

## // Specifications

### Software

- **Operating Modes:**  
3G/4G Router, Wireless Router
- **WAN Type:**  
Dynamic IP/Static IP/PPPoE/PPTP/L2TP
- **DHCP:**  
Server, DHCP Client List, Address Reservation
- **NAT Forwarding:**  
ALG, Port Forwarding, Port Triggering, UPnP, DMZ
- **Dynamic DNS:**  
DynDns, NO-IP
- **Security:**  
Firewall, IP and MAC Address Binding, Access Control
- **Protocols:**  
IPv4, IPv6
- **Parental Controls**
- **Guest Network:**  
2.4 GHz Guest Network, 5 GHz Guest Network

### Others

- **Certification:**  
CE, RoHS
- **Requirements:**  
Microsoft Edge, Firefox, Chrome, Safari, or other JavaScript-enabled browser  
\*You are recommended to use the latest version  
Nano SIM Card
- **Environment:**
  - Operating Temperature: 0°C~40°C (32°F~104°F)
  - Storage Temperature: -40°C~60°C (-40°F ~140°F)
  - Operating Humidity: 10%~90% Non-Condensing
  - Storage Humidity: 5%~90% Non-Condensing
- **Package Contents**  
4G+ Cat6 AC1200 Wireless Dual Band Gigabit Router (MB235-4G)  
Power Adapter  
RJ45 Ethernet Cable  
Quick Installation Guide

Specifications are subject to change without notice. MERCUSYS is a registered trademark of MERCUSYS TECHNOLOGIES CO., LTD. Other brands and product names are trademarks or registered trademarks of their respective holders. Copyright © 2025 MERCUSYS TECHNOLOGIES CO., LTD. All rights reserved.

†Maximum wireless signal rates are the physical rates derived from IEEE Standard 802.11 specifications. Actual wireless data throughput and wireless coverage, and quantity of connected devices are not guaranteed and will vary as a result of network conditions, client limitations, and environmental factors, including building materials, obstacles, volume and density of traffic, and client location.

‡Maximum 4G download speeds depend on external factors such as the local 4G network coverage, data plan, real-time network capacity, client limitations, and environmental factors. Actual network speed may be limited by the rate of the product's Ethernet WAN or LAN port, the rate supported by the network cable, internet service provider factors, and other environmental conditions.