

Installation Guide

5/8-Port 10/100Mbps Desktop Switch

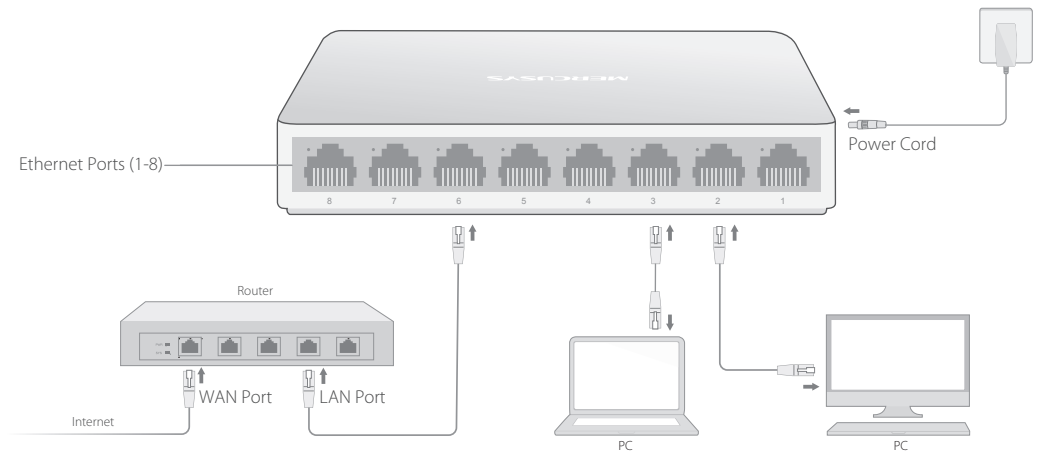
MS105/MS108



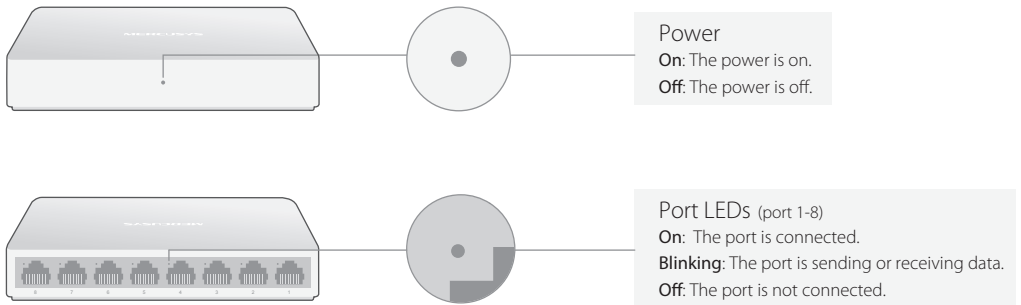
For more information, please visit our website:
<http://www.mercusys.com>
7107500049 REV1.0.0

* MS108 is used for demonstration in this guide.
Images may differ from actual product.

Connection



LED Explanation



FAQ (Frequently Asked Questions)

Q1. The Power LED is off.

The Power LED should be on when the power system is working properly. If the Power LED is not on, please check as follows:

- A1: Make sure the power cord is connected to the switch with power source properly.
- A2: Make sure the voltage of the power supply meets the requirements of the input voltage of the switch.
- A3: Make sure the power source is ON.

Q2. The Port LED is off when a device is connected to the corresponding port.

It is recommended that you check the following items:

- A1: Make sure that the cable connectors are firmly plugged into the switch and the device.
- A2: Make sure the connected device is turned on and working properly.
- A3: The cable must be less than 100 meters long (328 feet).


Environmental and Physical Specifications

Certification	CE, RoHS
Operating Temperature	0°C~40°C (32°F~104°F)
Storage Temperature	-40°C~70°C (-40°F~158°F)
Operating Humidity	10%~90% RH non-condensing
Storage Humidity	5%~90% RH non-condensing

COPYRIGHT & TRADEMARKS

Specifications are subject to change without notice. **MERCUSYS** is a registered trademark of MERCUSYS TECHNOLOGIES CO., LIMITED. Other brands and product names are trademarks or registered trademarks of their respective holders.

No part of the specifications may be reproduced in any form or by any means or used to make any derivative such as translation, transformation, or adaptation without permission from MERCUSYS TECHNOLOGIES CO., LIMITED. Copyright © 2016 MERCUSYS TECHNOLOGIES CO., LIMITED. All rights reserved.
<http://www.mercusys.com>



This is a class B product. In a domestic environment, this product may cause radio interference, in which case the user may be required to take adequate measures.

General Specifications

Standard	IEEE 802.3, IEEE 802.3i, IEEE 802.3u, IEEE 802.3x
Protocol	CSMA/CD
Interface	5/8 10/100Mbps Auto-Negotiation RJ45 Ports
Network Media (Cable)	10BASE-T: UTP category 3, 4, 5 cable (maximum 100m) EIA/TIA-568 100Ω STP (maximum 100m) 100BASE-TX: UTP category 5, 5e cable (maximum 100m) EIA/TIA-568 100Ω STP (maximum 100m)
LED Indicators	Power, Link/Act LEDs
Data Transfer Rate	Ethernet: 10Mbps (Half Duplex), 20Mbps (Full Duplex) Fast Ethernet: 100Mbps (Half Duplex), 200Mbps (Full Duplex)
Transfer Method	Store-and-Forward
MAC Address Learning	Automatically learning, automatically aging
Frame Filter Rate	10Base-T: 14880pps/Port 100Base-Tx: 148800pps/Port
Frame Forward Rate	10Base-T: 14880pps/Port 100Base-Tx: 148800pps/Port

SAFETY NOTICES



Cautions
Do not use this product near water, for example, in a wet basement or near a swimming pool.

Avoid using this product during an electrical storm. There may be a remote risk of electric shock from lightning.



Use only power supplies which are provided by manufacturer and in the original packing of this product. If you have any questions, please don't hesitate to contact us.